




KLINGER®
trusted. worldwide.

Transparent Level Gauges

T100-D
T100-DG
T100-RAV 956/946
T100-RAV 957/947

PN 100 ANSI 600



KLINGER T100: Transparent level gauge for steam and process applications, suitable for shut-off fittings:

Soft sealed gauge cocks, model D (with packing) or model DG (with nipples).

Metal-to-metal sealed valves, RAV 956 (with nipples) or RAV 957 (ability to rotate) outside screwed types. Models also available: RAV 946/947, inside screwed types.

Working Conditions

P max	T max
30 bar	235°
PN 100 / ANSI 600	400°C

KLINGER Material Codes

FS/H: components in carbon steel

M/H: components in contact with media in AISI 316

M: all components in AISI 316

(*) Other materials on request

Accessories

- » Drain/vent cocks
- » External heating or cooling
- » Non-frosting block
- » Graduated scale
- » Illuminator
- » Mica or Kel-f shields

Compliance to PED 2014/68/UE when applicable
Compliance to ATEX 2014/34/UE upon request

Design and dimensions could be subject to
modification without notice

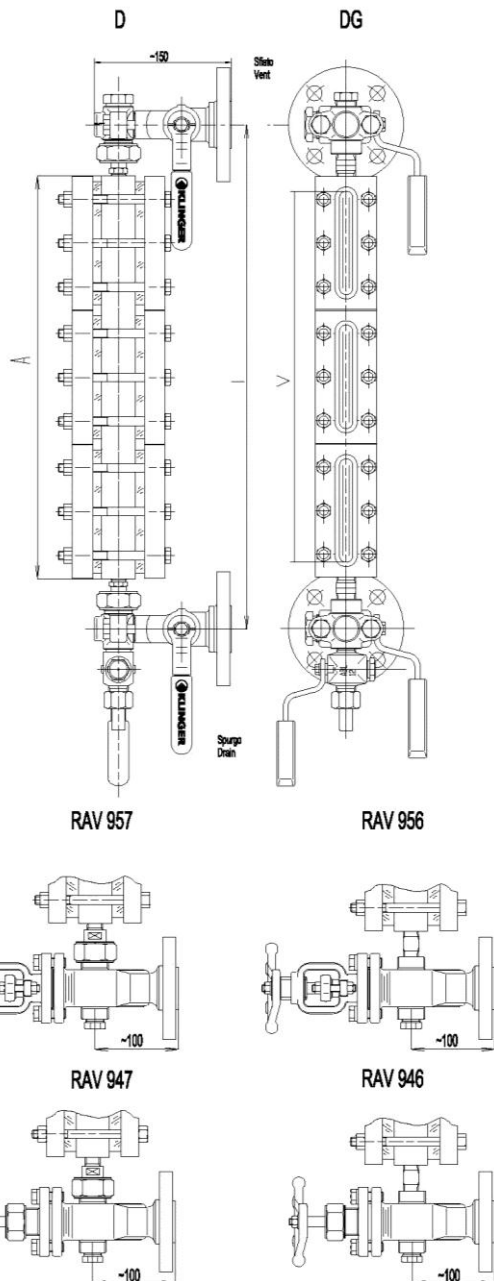


KLINGER®
trusted. worldwide.

Transparent Level Gauges

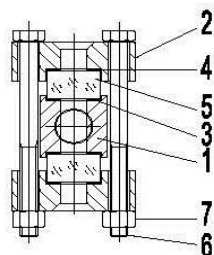
T100-D
T100-DG
T100-RAV 956/946
T100-RAV 957/947

PN 100 ANSI 600



Minimum center to center distance (mm)
(I)

Size	Body length	Sight length (V)	Approx weight	D	DG	RAV 956 RAV 946	RAV 957 RAV 947
	A	A-35	Kg	A+102	A+62	A+97	A+137
I	128	93	4,4	230	190	225	265
II	153	118	5,5	255	215	250	290
III	178	143	6,4	280	240	275	315
IV	203	168	7,3	305	265	300	340
V	233	198	8,4	335	295	330	370
VI	263	228	9,4	365	325	360	400
VII	293	258	10,4	395	355	390	430
VIII	333	298	11,9	435	395	430	470
IX	353	318	12,5	455	415	450	490
2 x IV	408	373	15,4	510	470	505	545
2 x V	468	433	17,9	570	530	565	605
2 x VI	528	493	19,8	630	590	626	665
2 x VII	588	553	22,2	690	650	685	725
2 x VIII	668	633	25,2	770	730	765	805
2 x IX	708	673	26,4	810	770	805	845
3 x VI	793	758	29,7	895	855	890	930
3 x VII	833	848	33,2	985	945	980	1020
3 x VIII	1003	968	37,8	1105	1065	1100	1140
3 x IX	1063	1028	39,7	1165	1125	1160	1200
4 x VII	1178	1143	44,3	1280	1240	1275	1315
4 x VIII	1338	1303	50,4	1440	1400	1435	1475
4 x IX	1418	1383	52,9	1520	1480	1515	1555
5 x VII	1473	1438	55,4	1575	1535	1570	1610
5 x VIII	1673	1638	63	1775	1735	1770	1810
5 x IX	1773	1738	66,1	1875	1835	1870	1910
6 x VIII	2008	1973	75,6	2110	2070	2105	2145
6 x IX	2128	2093	79,3	2230	2190	2225	2265
7 x VIII	2343	2308	88,2	2445	2405	2440	2480
7 x IX	2483	2448	92,6	2585	2545	2580	2620



Componenti - Parts		Materiali - Materials*		
		FS/H	M/H	M
1	Level Gauge Body	ASTM A 105	AISI 316	AISI 316
2	Cover	ASTM A 105	ASTM A 105	AISI 316
3	Sealing Gasket	GRAPHITE PSM	GRAPHITE PSM	GRAPHITE PSM
4	Cushion Joint	KLINGERSIL	KLINGERSIL	KLINGERSIL
5	Glass "B"	BOROSILICATE	BOROSILICATE	BOROSILICATE
6	Bolts	B7	B7	B8M
7	Nuts	2H	2H	8M

KLINGER United Kingdom
Wharfedale Road
Euroway Industrial Estate
Bradford, BD4 6SG
Tel: +44 1274 688 222
Email: sales@klingeruk.co.uk
Web: www.klinger.co.uk